

Government Notice No. 322 of 2022

THE BUILDING CONTROL ACT

Regulations made by the Minister, on the advice of the Building Control Advisory Council, under section 34 of the Building Control Act

1. These regulations may be cited as the Building Control (Accessibility and Gender Compliance in Buildings) (Amendment) Regulations 2022.
2. In these regulations –
“principal regulations” means the Building Control (Accessibility and Gender Compliance in Buildings) Regulations 2017.
3. Regulation 4 of the principal regulations is amended, in paragraph (b), by deleting the words “Third Schedule” and replacing them by the words “Third, Fourth, Fifth and Sixth Schedules”.
4. The Second Schedule to the principal regulations is amended, in Part I –
 - (a) in Sub-part A, by revoking subparagraph (c) and replacing it by the following subparagraph –
 - (c) (i) the major pathway of the building shall have tactile pathway, paving of different surface, to guide visually impaired people within the building;
 - (ii) a tactile pathway shall be made up of textured paving slabs manufactured from hard materials like heavy duty polyurethane, stainless steel, concrete,

ceramic or other durable substance with a raised pattern of studs or ‘dots’ to warn blind and vision-impaired pedestrians of potential hazard such as road junction, light rail transit track or other amenity such as pedestrian crossing, ramped access, stairs or to convey direction to them in accordance with diagrams set out in the Fourth Schedule;

(iii) the slabs shall be in bright colours, preferably yellow, red or blue, and in accordance with the prevailing British Standards for Tactile Paving Surface Indicators;

(b) in Sub-part B –

(i) by revoking subparagraph (b) and replacing it by the following subparagraph –

(b) a corridor or passageway to which a wheelchair user has access shall have an unobstructed width of not less than 1.2 metres;

(ii) by revoking subparagraph (e) and replacing it by the following subparagraph –

(e) the corridors to which the wheelchair user will have access shall be made of fire-rated materials;

(iii) by adding the following new subparagraphs, the full stop at the end of subparagraph (j) being deleted and replaced by a semicolon and the word “and” at the end of subparagraph (i) being deleted –

-
- (k) shall be equipped with intumescent warning signs and emergency lighting system during power failure;
 - (l) shall be equipped with audible and visual alarm system and pull stations to give warning in case of fire or any life threatening situation; and
 - (m) shall be equipped with public address system to announce for any life threatening situation such as fire or bomb threat.
- (c) in Sub-part G, in paragraph 1 –
- (i) in subparagraph (d), by deleting the words “1.2 millimetres” and replacing them by the words “1.2 metres”;
 - (ii) by revoking subparagraph (e) and replacing it by the following subparagraph –
 - (e) (i) tactile indication on the landing and adjacent to the lift call button shall be in braille and shall be placed on both sides of the door jambs at an approximate height of not less than 1.50 metres to help a visually impaired person to identify the floor reached and shall be in accordance with the standards set out in the Fifth Schedule;
 - (ii) control buttons shall be in an accessible location and illuminated. The diameter of a button shall be not less than 20 millimetres;

- (iii) the numerals on the floor selector buttons shall be embossed so as to be easily identifiable by touch;
- (iii) by revoking subparagraph (f) and replacing it by the following subparagraph –
 - (f) an audible and visual system incorporating a bell and a light to alert users about the floor level, door opening and closing;
- (iv) in subparagraph (h), by deleting the words “signage,” and replacing them by the words “signage, placed at an approximate height of not less than 1.80 metres”;
- (v) by adding the following new subparagraphs, the full stop at the end of sub subparagraph (j) being deleted and replaced by a semicolon and the word “and” at the end of sub subparagraph (i) being deleted –
 - (k) instruction notice affixed for guidance of passengers stuck inside the lift in case of power failure; and
 - (l) fire notice affixed in front of the vertical transportation.
- (d) in Sub-part J, in paragraph 1, by deleting the words “conference room.” and replacing them by the words “conference room in accordance with the standards set out in the Sixth Schedule.”

5. The principal regulations are amended by adding the Fourth Schedule, Fifth Schedule and Sixth Schedule set out in the Schedule to these regulations.

6. These regulations shall come into operation on 1 January 2023.

Made by the Minister, on the advice of the Building Control Advisory Council, on 16 December 2022.

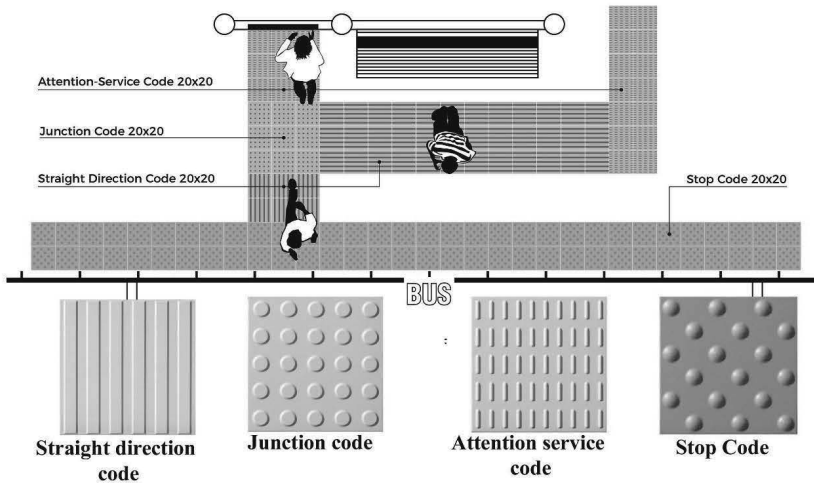

SCHEDULE
[Regulation 5]

FOURTH SCHEDULE
[Regulation 4(b)]

PART I – ACCESSIBILITY/GENDER SIGNAGE



PART II – TACTILE PATHWAY



PART III – BRAILLE



Braille

Empty spaces between braille cells should be preserved, or braille will be unreadable. Shows a sign underneath a button with text first and then braille under the text that reads "Push for attention". There is 2.5mm between the text and the top of the braille. The vertical spacing between one cell and the cell below is 10mm. The spacing between one dot and the corresponding dot in the adjacent cell is 6mm. (Note: The illustration is not drawn to scale)

FIFTH SCHEDULE

[Regulation 4(b)]

TACTILE INDICATION PICTOGRAMS AND SIGNAGE

Tactile Indication – Braille Specifications

1. (1) Tactile signage or braille signage shall be backed by the following description and specification.

(2) Any person who is blind or visually impaired shall benefit from braille signs that are placed at convenient height and predictable locations.

2. Braille is a system of touch and reading and writing in which the alphabet is represented by the arrangement of 6 dots in a cell as specified in the Fifth Schedule.

3. The signage may also have the following characteristics –

(1) Material – Stainless Steel, Aluminium or Acrylic

(a) All materials used shall be new and free from defects.

(b) The thickness, color and type shall be as specified in the sign type drawings.

(c) The material shall be free from scratches or defects and clean and the edges shall be finished in accordance with the manufacturer's instructions.

(d) The sheet materials and sampling shapes shall be of such thickness a sign fabricator may recommend to produce straight or evenly curved surfaces, free from waviness, wrinkles or other deformation except as otherwise specified.

(2) Colour

(a) (i) Light characters shall be displayed on dark backgrounds.

(ii) Dark characters shall be displayed on light backgrounds.

(b) The material colour and finish shall be matte or non-glare and shall be approved by the employer.

(3) Fixation, coatings and finishes

(a) All fasteners shall be in stainless steel and finish coated with an appropriate primer and color coat, with corrosion inhibitors guaranteed for 4 years against fading, chipping, cracking, peeling, and discoloration.

(b) All holes and cut edges of pre-finished metals shall be free of burrs, primed and painted to maintain a corrosion-proof finish.

(4) Technical specifications of braille characters

(a) Braille dots –

(i) shall have a domed or rounded shape; and

(ii) shall not be pointed or flat.

(b) Braille dots shall be raised from the surface of the sign plate.

(c) The spherical radius of each dot shall be not less than 0.76 millimetre nor more than 0.90 millimetre.

(d) The base diameter of each dot shall be not less than 1.2 millimetres nor more than 1.6 millimetres.

(e) Each dot shall be of a height of not less than 0.4 millimetre nor more than 0.9 millimetre.

(f) The horizontal and vertical spacing within a cell shall be not less than 2.29 millimetres nor more than 2.54 millimetres.

(g) The spacing between one dot and the corresponding dot in the adjacent cell shall be not less than 6 millimetres nor more than 7.6 millimetres.

(h) The empty space between 2 braille cells or words shall be preserved or braille shall be unreadable.

(i) The vertical spacing (from one cell to the cell below) shall be not less than 10.15 millimetres nor more than 10.5 millimetres.

(j) The standard for braille in Mauritius is United English Braille.

(k) In respect of braille signs of not more than 10 words, uncontracted braille shall be used.

(l) In respect of floor directories, uncontracted braille shall be used.

(m) (i) In respect of signs exceeding 10 words, contracted braille shall be used only if the sign consists of sentences such as emergency evacuation instructions.

(ii) Contracted braille shall be in United English Braille rules.

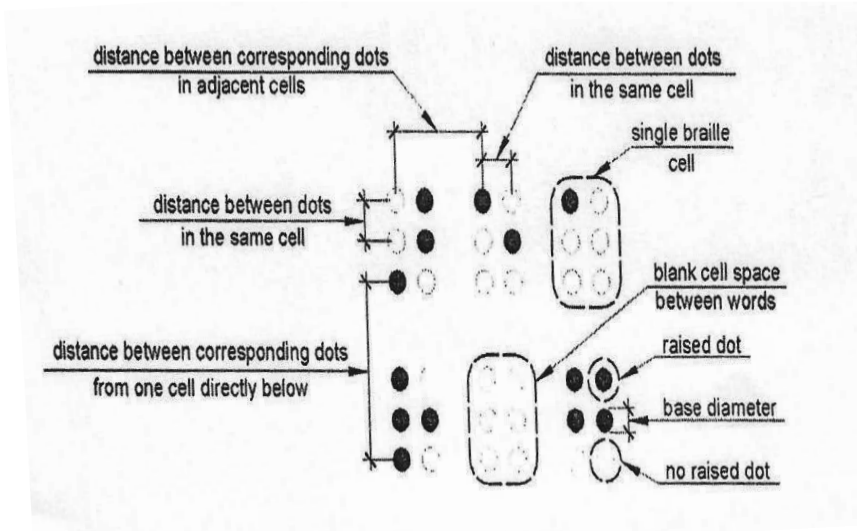
(n) Capital letters shall not be used in braille signs, except for emergency instructions which comprise sentences.

(p) (i) Where the text is multi-lined, print and braille shall appear in separate blocks.

(ii) The print and braille shall not be interlined.

(iii) All the braille shall be at least 10 millimetres below the entire raised print text.

(iv) Where a sign contains a single letter (for example Platform B), a letter sign shall not be used in braille.



(5) Pictograms

(a) Pictograms or symbols shall be located on a field at a height of at least 150 millimetres.

(b) Pictograms and their fields shall have a non-glare finish.

(c) (i) Pictograms shall contrast with their backgrounds.

(ii) A light pictogram shall be displayed on a dark field.

(iii) A dark pictogram shall be displayed on a light field.

(iv) Clear colour combinations shall include –

- (A) black text on a white background;
- (B) white text on a black background;
- (C) yellow text on black; or
- (D) black on yellow.

(v) A contrast of at least 30 per cent luminance is recommended.

(d) Pictograms may not be tactile.

(e) Pictograms shall be accompanied by descriptive text located below the pictogram field.

(f) Braille and tactile text may not intrude into the 150 millimetres field.

(g) (i) Raised arrows may be used to indicate direction.

(ii) The raised arrows may appear at the beginning of a line of text or after the text label.

(iii) There shall not be large spaces between arrows and their labels.

(iv) Where braille shall be on a separate sign plate, a small raised arrow shall be horizontally aligned with the braille before or after the braille text.

(6) Symbols

(a) Symbols of accessibility shall have a non-glare finish and contrast with their backgrounds.

(b) The international symbols shall be used to identify the following –



(7) Print signage – readability by sight such as auditory and impaired

(a) The size, type and layout of lettering on signs shall be clearly legible.

(b) A clear, simple ‘sans serif’ typeface with uniform stroke width, wide horizontal proportions and distinct letter forms including prominent ascenders and descenders and open counter forms shall be used. Some examples of suitable typefaces are Arial, Gill Sans, Clearview ADA, Agro Sans, Frutiger and Helvetica.

(c) No word shall be in italics, stylised print, underlined.

(d) The first letter of each word shall be in upper case.

(e) (i) The sign background and the symbol shall contrast with the print.

(ii) Clear colour combinations include black text on a white background, white on black, yellow on black or black on yellow.

(f) Information shall not be printed over pictures or pattern.

(g) Characters and their background shall be non-reflective.

(h) (i) For non-tactile print, the size of the text shall be related to the distance at which the information is to be viewed.

(ii) Letters shall be of a height of not less than 15 millimetres.

(iii) Where the text is to be visible from a distance of –

(A) 3 metres, the sign shall be of a height of at least 5 millimetres;

(B) 5 metres, the sign shall be of a height of at least 25 millimetres.

(8) Raised or embossed print – Readability by touch (visually impaired)

(a) Raised letters shall have rounded edges.

(b) Letters shall be raised from the surface of the sign plate by at least one millimetre, and a maximum of 1.5 millimetres.

(c) The height of a letter shall be not less than 15 millimetres nor more than 50 millimetres, that is approximately 48 to 144 pt.

(d) The spacing between every letter shall be not less than 2 millimetres.

(e) The spacing between every word shall be not less than 10 millimetres.

(f) Letter stroke thickness shall be not less than 2 millimetres nor more than 7 millimetres.

(g) Engraved print letters shall not be used.

(h) The raised borders and elements shall be at a distance of not less than 10 millimetres from tactile and braille characters.

(i) The embossed characters shall be integral to the sign.

(j) The tactile text shall be left justified, except for single words which may be center aligned.

SIXTH SCHEDULE

[Regulation 4(b)]

**GUIDANCE ON PROVISION OF COMMUNICATION AIDS
LOOP INDUCTION OR INFRARED SYSTEMS**

1. A loop induction system is a perimeter or grid-type, hidden floor and/or ceiling flat metal tape or electronic system combined with a sound amplifier which connects a sound source (TV microphone etc) to an electric socket system.
2. The technical specifications for provision of assistive listening or amplification devices, eliminating of background noise and clear hearing of sound or speech source at reception/information counters and conference halls shall be based on the following conditions –
 - (a) pre-requisite for provision and operation of the system –
 - (i) the concerned venue to have an acrylic signage or “hearing loop installed”, post card sized window sticker featuring the ‘International Deaf Symbol’ informing that the premises such as conference room, shop, school concert hall, and hospital has a hearing loop installed for use by those with hearing impairment;
 - (ii) persons with hearing impairment to be fitted with “hearing aids” that have a Telecoil or T-coil incorporated;
 - (iii) regular maintenance of the assistive listening system by trained staff members;
 - (iv) design and installation of the induction loop system by a trained (specialist) designer and installer;

- (b) recommendations and general guidance on the design installation, testing and maintenance of loop systems including best practices such as audio inputs, suitable microphone types, loop antenna specification, cable types and signage in accordance with IEC TR 63079/BS 7594.
 - (c) performance standards to be specified as compliant with IEC 60118 – 4 which also include details about the expected field strength of induction loop systems so that they produce an optimal signal to noise ratio without distortion, as well as minimum frequency response levels for delivering optimal intelligibility. Measurement techniques, distances and methods are detailed in-depth in the standard.
-